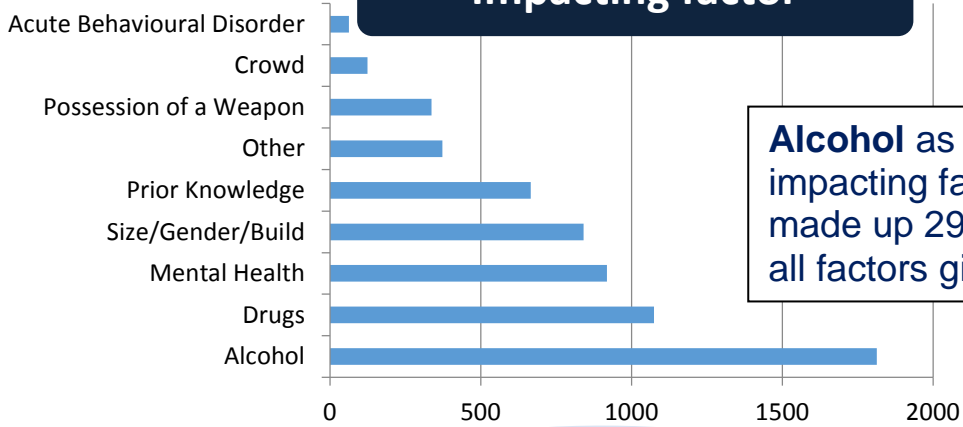


# Use of Force

## Q2 2018/19 – April to September

**Data limitations to note:** This summary provides an insight into the number and content of the submitted use of force forms. **It should be noted that this does not provide an overview of the incidents themselves.** More than one form can be submitted against an individual incident if multiple officers are involved. It should also be noted that each form submitted can include multiple reasons for the use of force and various tactics may have been used. Details of the subject on the forms submitted will be duplicated. Therefore figures provided are purely an indication of the forms themselves.

### Impacting factor

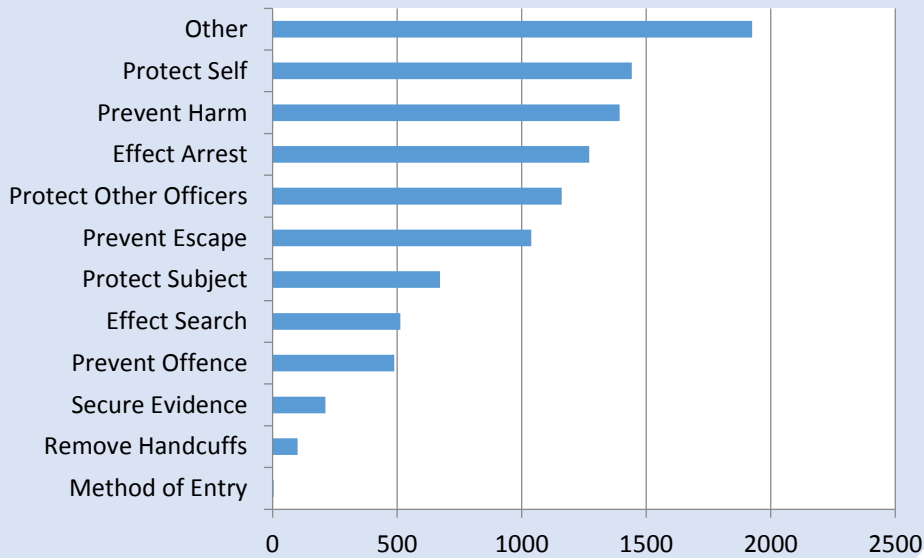


**Alcohol** as an impacting factor made up 29.2% of all factors given

Use of Force is used in a very small portion of incidents attended

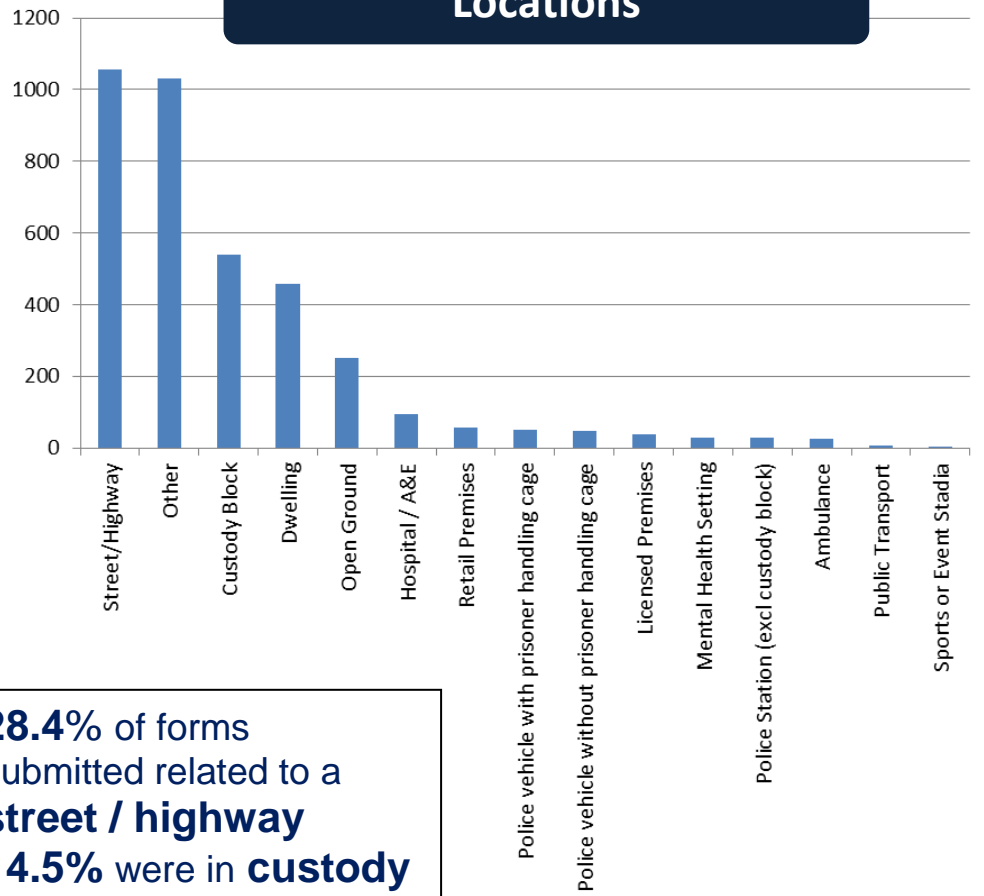
**3,345** Use of Force submissions in Q2 2018

### Reasons for use of force



Use of force is predominantly used to **protect self**. Police Officers have a **positive duty** to act and therefore will often place themselves between the threat and the public to **protect others**.

### Locations



**28.4%** of forms submitted related to a **street / highway**  
**14.5%** were in **custody**

### Tactics used

**Physical restraint** is the most used tactic.

<b>Physical Restraint</b>	1912
Of which Compliant Handcuffing	1256
Of which Non-Compliant Handcuffing	2293
Of which limb restraints	360
Of which ground restraint	1125
<b>Physical Strike</b>	221
Of which shield	
<b>Of which Unarmed Skills (Physical Restraint + Strike)</b>	856
<b>Baton</b>	16
<b>Firearm</b>	10
<b>Irritant Spray</b>	205
<b>Police Dog</b>	11
<b>Restraint Accoutrement</b>	296
<b>Tactical Communications</b>	245
<b>Taser</b>	128
<b>Other</b>	100

### Subjects of forms submitted

**8 out of 10** subjects were **Male**



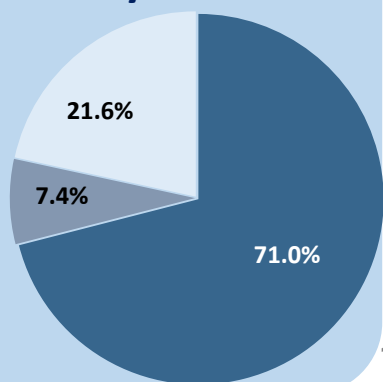
79.8% (2,668) male and 20.2% (677) female

In **46.2%** (1546) of the forms submitted the subject was aged between **18-34 years old**

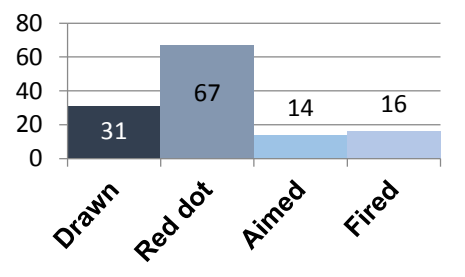
Person Age		
0-10	2	0.1%
11-17	199	5.9%
18-34	1546	46.2%
35-49	779	23.3%
50-64	267	8.0%
65 and over	21	0.6%
Unknown	531	15.9%

### Ethnicity

White	2375
BAME	248
Unknown	722



### Use of Taser



If the same tactic is used more than once by an officer at an incident it is only counted once. However as more than one tactic can be used in a single incident then the overall totals for tactics used will be higher than the number of incidents recorded.