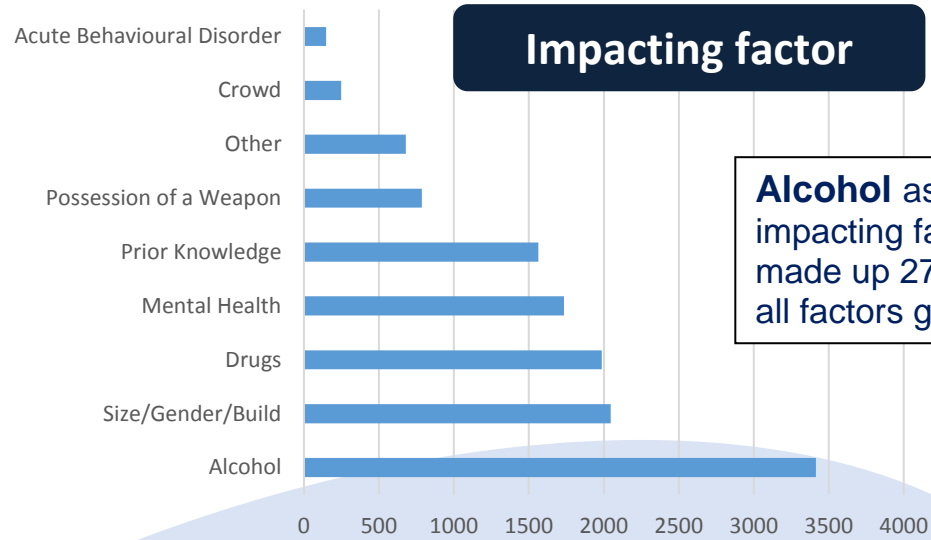


Use of Force

Q4 2019/20 – April to March

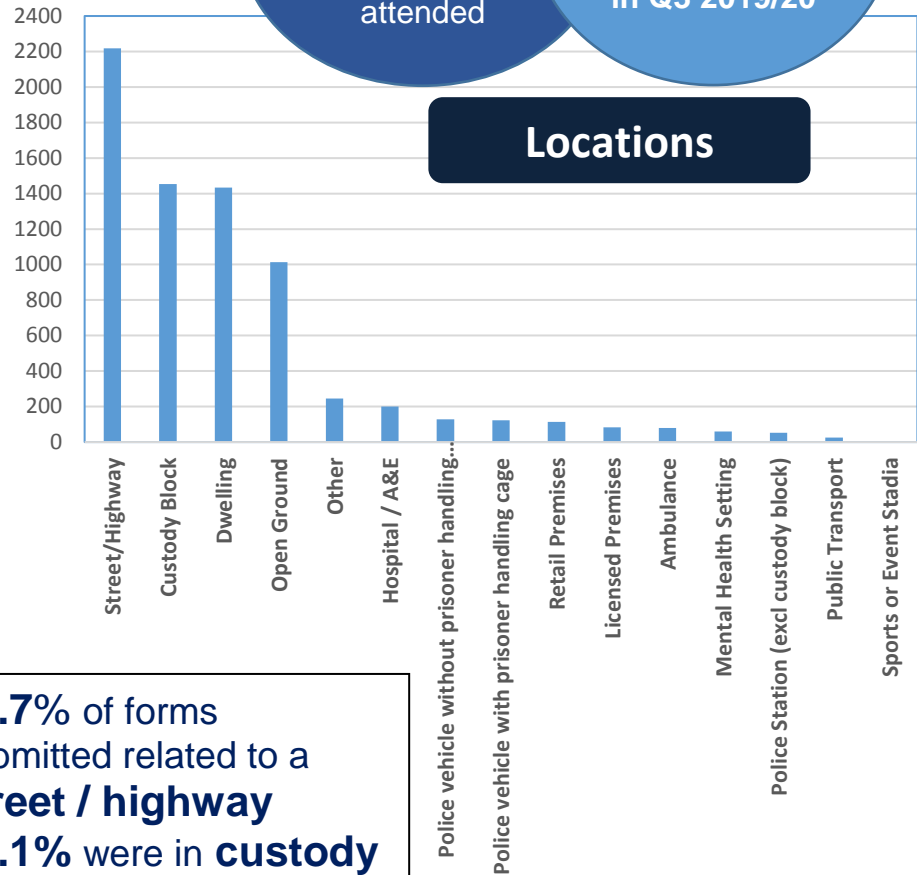
Data limitations to note: This summary provides an insight into the number and content of the submitted use of force forms. **It should be noted that this does not provide an overview of the incidents themselves.** More than one form can be submitted against an individual incident if multiple officers are involved. It should also be noted that each form submitted can include multiple reasons for the use of force and various tactics may have been used. Details of the subject on the forms submitted will be duplicated. Therefore figures provided are purely an indication of the forms themselves.



Alcohol as an impacting factor made up 27.1% of all factors given

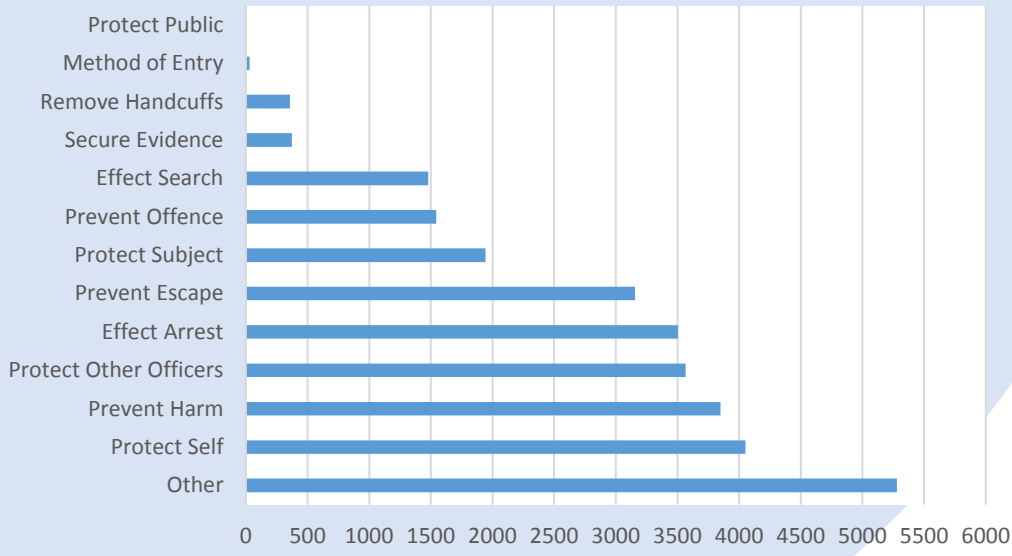
Use of Force is used in a **very small portion** of incidents attended

6,379 Use of Force submissions in Q3 2019/20



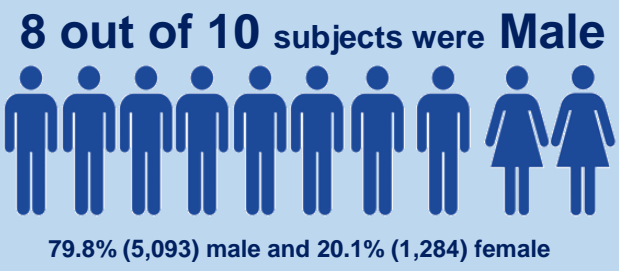
30.7% of forms submitted related to a **street / highway**
20.1% were in **custody**

Reasons for use of force



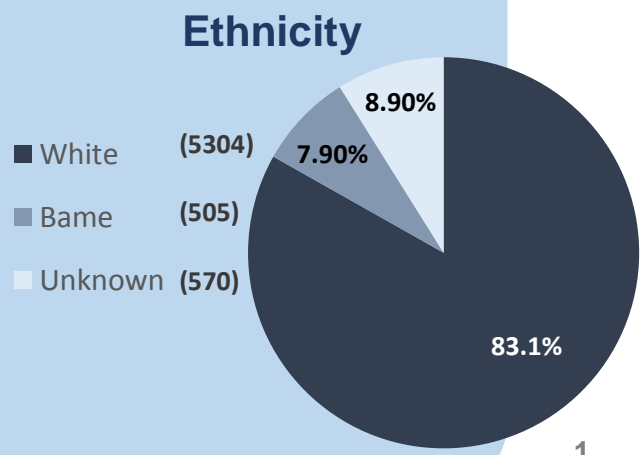
Use of force is predominantly used to **protect self**. Police Officers have a **positive duty** to act and therefore will often place themselves between the threat and the public to **protect others**.

Subjects of forms submitted



In **54.8%** (3,494) of the forms submitted the subject was aged between **18-34 years old**

Person Age		
0-10	10	0.2%
11-17	527	8.3%
18-34	3494	54.8%
35-49	1717	26.9%
50-64	571	9.0%
65 and over	53	0.8%
Unknown	7	0.1%

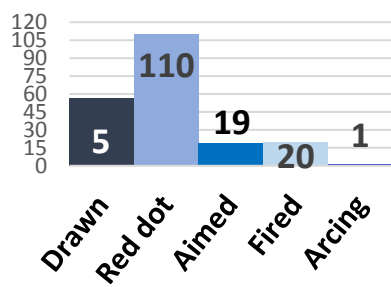


Tactics used

Physical Restraint	3867
Of which Compliant Handcuffing	2231
Of which Non-Compliant Handcuffing	4357
Of which limb restraints	742
Of which ground restraint	2497
Physical Strike	511
Of which shield	3
Of which Unarmed Skills (Physical Restraint + Strike)	1840
Baton	27
Firearm	143
Irritant Spray	321
Police Dog	25
Restraint Accoutrement	439
Tactical Communications	334
Taser	206
Other	126

Physical restraint is the most used tactic.

Use of Taser



If the same tactic is used more than once by an officer at an incident it is only counted once. However as more than one tactic can be used in a single incident then the overall totals for tactics used will be higher than the number of incidents recorded.