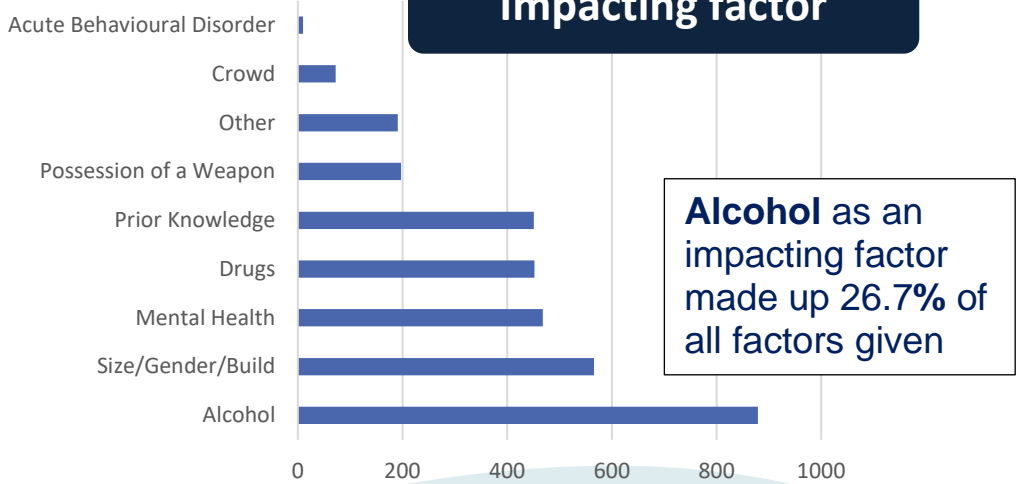


# Use of Force

## Q3 2021/22 – October to December

**Data limitations to note:** This summary provides an insight into the number and content of the submitted use of force forms. **It should be noted that this does not provide an overview of the incidents themselves.** More than one form can be submitted against an individual incident if multiple officers are involved. It should also be noted that each form submitted can include multiple reasons for the use of force and various tactics may have been used. Details of the subject on the forms submitted will be duplicated. Therefore figures provided are purely an indication of the forms themselves.

### Impacting factor

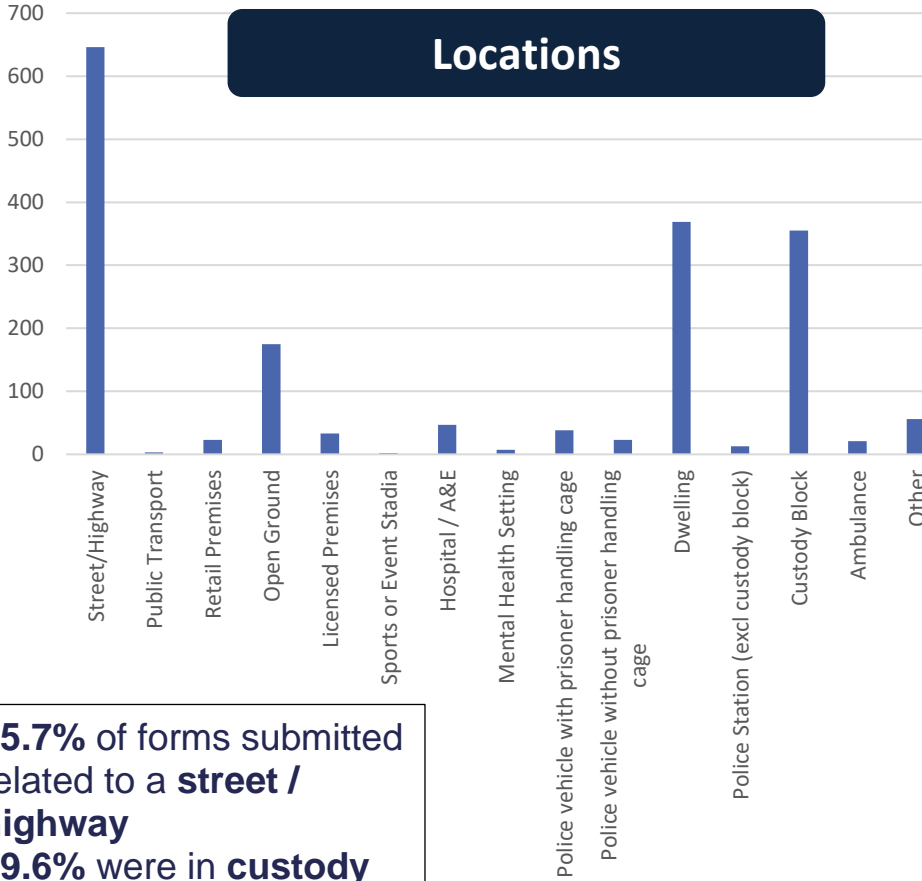


**Alcohol as an impacting factor made up 26.7% of all factors given**

Use of Force is used in a **very small portion** of incidents attended

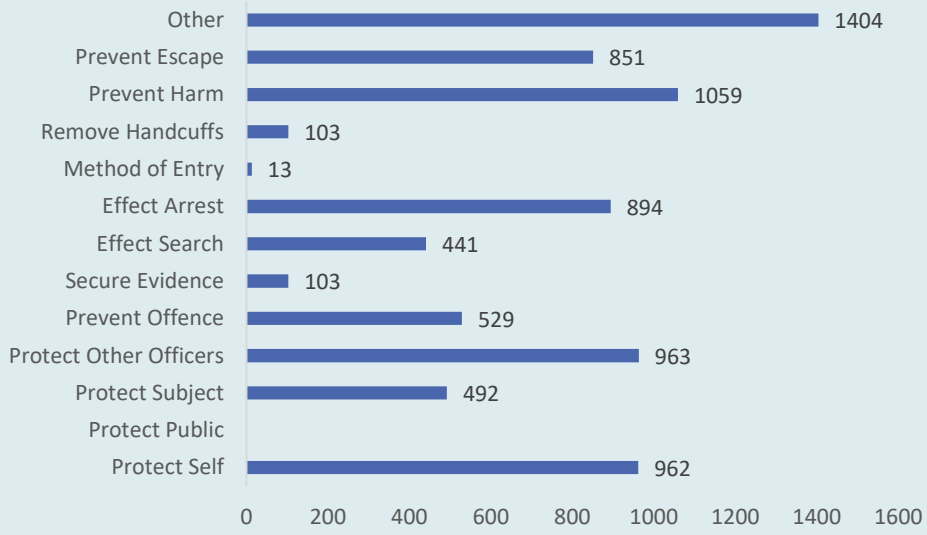
**1,610** Use of Force submissions in Q3 2021/22

### Locations



**35.7%** of forms submitted related to a **street / highway**  
**19.6%** were in **custody**

### Reasons for use of force



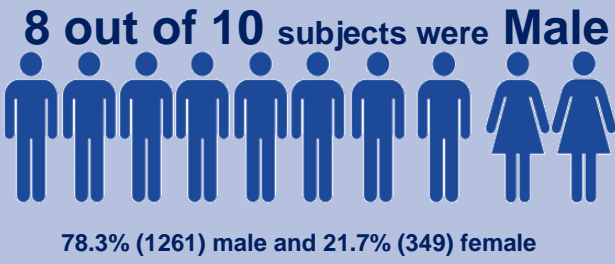
Use of force is predominantly used to **protect self**. Police Officers have a **positive duty** to act and therefore will often place themselves between the threat and the public to **protect others**.

### Tactics used

Physical Restraint	984
Of which Compliant Handcuffing	581
Of which Non-Compliant Handcuffing	1089
Of which limb restraints	179
Of which ground restraint	605
Physical Strike	123
Of which shield	1
Of which Unarmed Skills (Physical Restraint + Strike)	598
Baton	9
Firearm	74
Irritant Spray	2
Police Dog	74
Restraint Accoutrement	149
Tactical Communications	70
Taser	39
Other	39

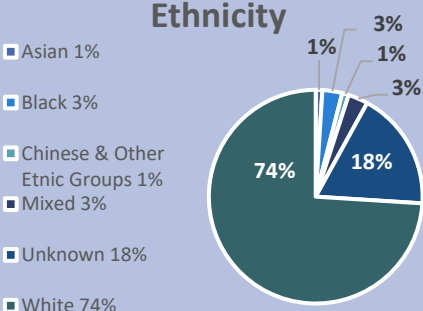
**Physical restraint** is the most used tactic.

### Subjects of forms submitted

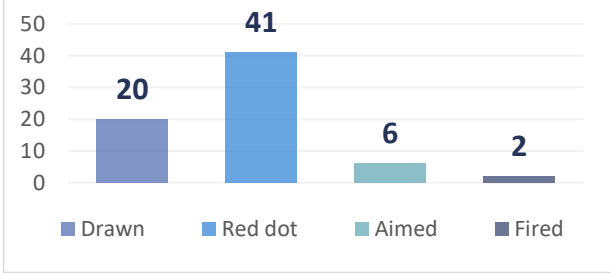


In **49.6%** (799) of the forms submitted the subject was aged between **18-34 years old**

Person Age		
0-10	2	0.1%
11-17	131	8.1%
18-34	799	49.6%
35-49	496	30.8%
50-64	159	9.9%
65 and over	20	1.2%
Unknown	3	0.2%



### Use of Taser



If the same tactic is used more than once by an officer at an incident it is only counted once. However as more than one tactic can be used in a single incident then the overall totals for tactics used will be higher than the number of incidents recorded.