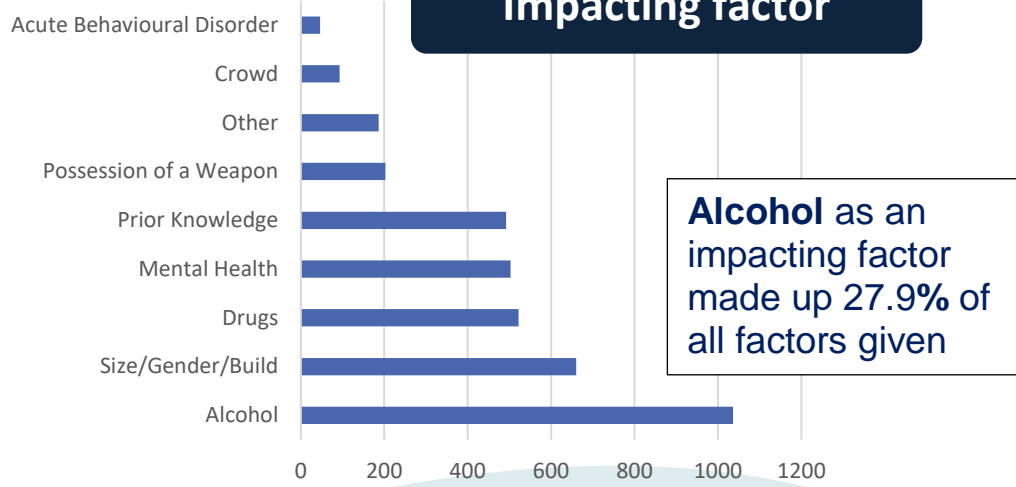


# Use of Force

## Q2 2021/22 – July to September

**Data limitations to note:** This summary provides an insight into the number and content of the submitted use of force forms. **It should be noted that this does not provide an overview of the incidents themselves.** More than one form can be submitted against an individual incident if multiple officers are involved. It should also be noted that each form submitted can include multiple reasons for the use of force and various tactics may have been used. Details of the subject on the forms submitted will be duplicated. Therefore figures provided are purely an indication of the forms themselves.

### Impacting factor

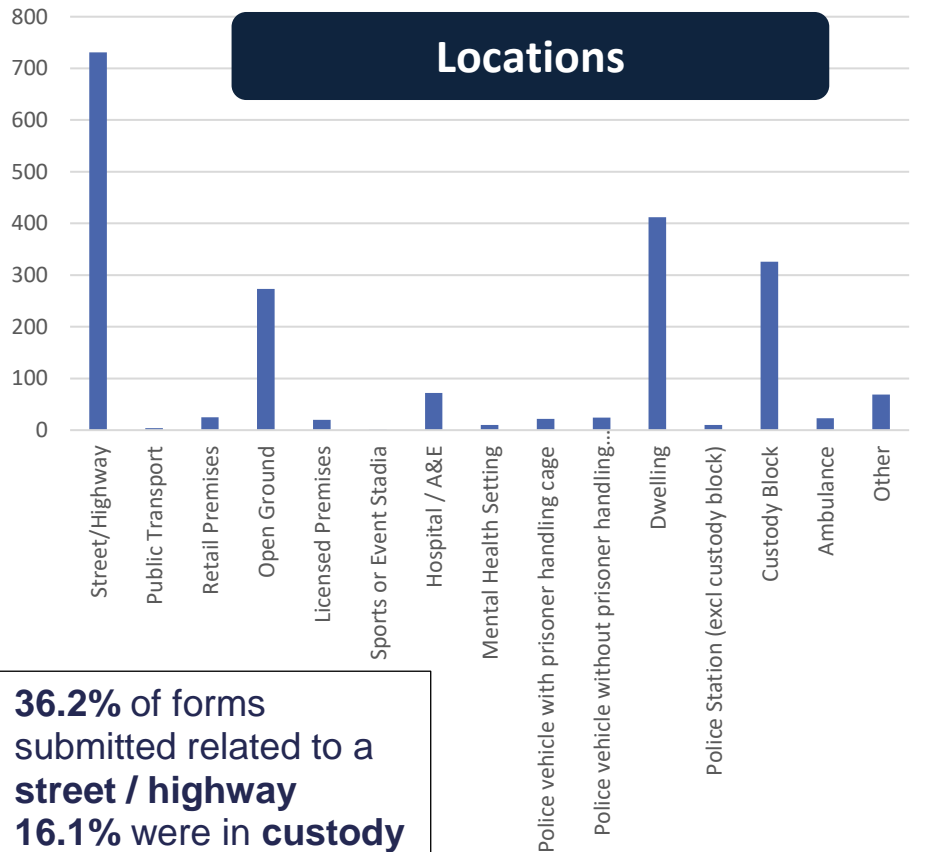


**Alcohol as an impacting factor made up 27.9% of all factors given**

Use of Force is used in a very small portion of incidents attended

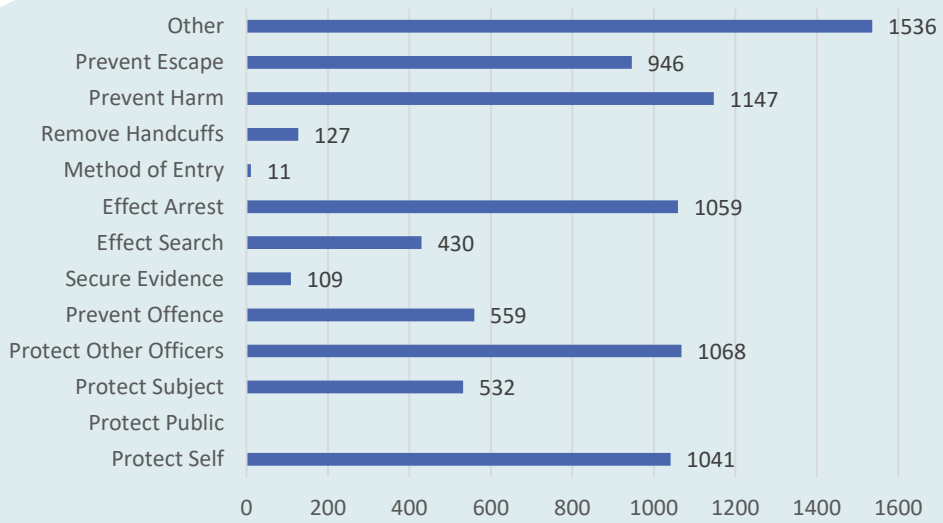
**1,825**  
Use of Force submissions in Q2 2021/22

### Locations



**36.2% of forms submitted related to a street / highway**  
**16.1% were in custody**

### Reasons for use of force




Use of force is predominantly used to **protect self**. Police Officers have a **positive duty** to act and therefore will often place themselves between the threat and the public to **protect others**.

### Tactics used

Physical Restraint	1109
Of which Compliant Handcuffing	708
Of which Non-Compliant Handcuffing	1248
Of which limb restraints	195
Of which ground restraint	663
Physical Strike	127
Of which shield	
Of which Unarmed Skills (Physical Restraint + Strike)	617
Baton	2
Firearm	16
Irritant Spray	66
Police Dog	2
Restraint Accoutrement	94
Tactical Communications	129
Taser	66
Other	34

**Physical restraint** is the most used tactic.

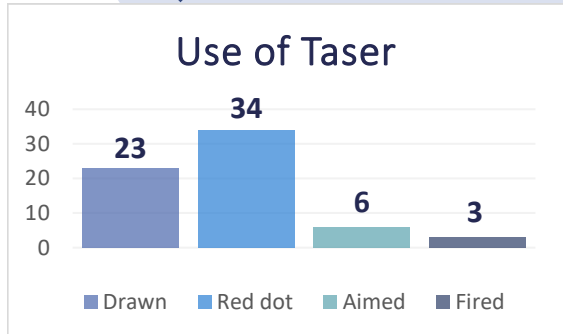
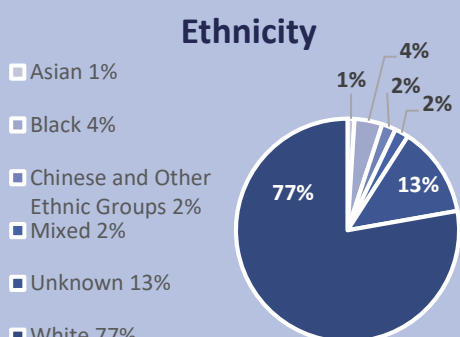
### Subjects of forms submitted



81.8% (1493) male and 18.2% (332) female

In **48.8%** (890) of the forms submitted the subject was aged between **18-34 years old**

Person Age		
0-10	1	0.1%
11-17	168	9.2%
18-34	890	48.8%
35-49	560	30.7%
50-64	170	9.3%
65 and over	34	1.9%



If the same tactic is used more than once by an officer at an incident it is only counted once. However as more than one tactic can be used in a single incident then the overall totals for tactics used will be higher than the number of incidents recorded.