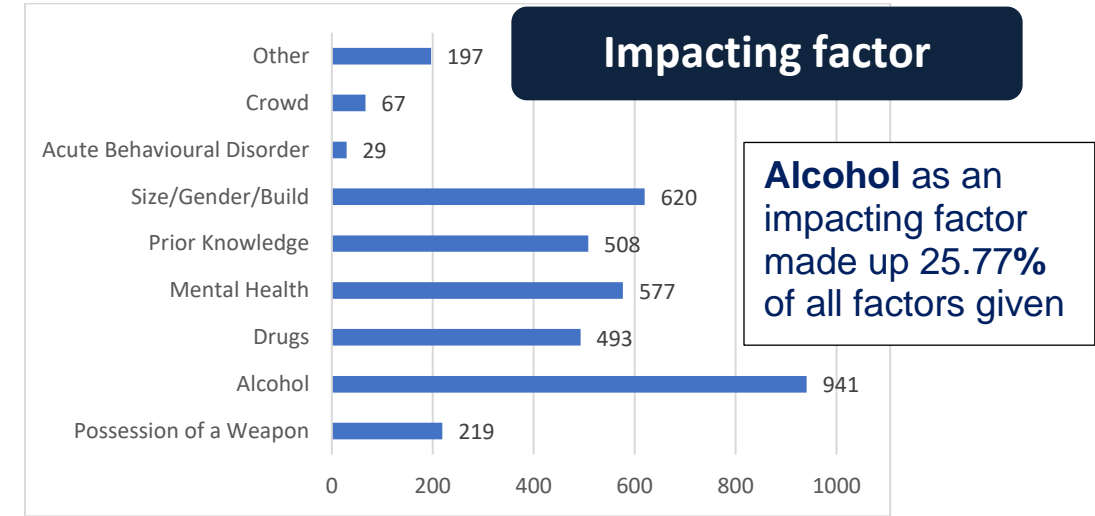


# Use of Force

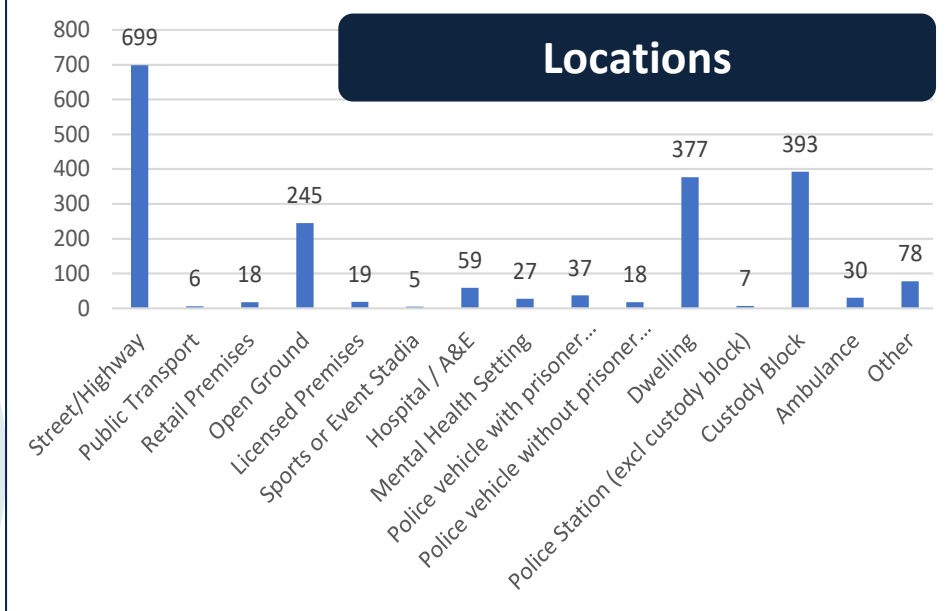
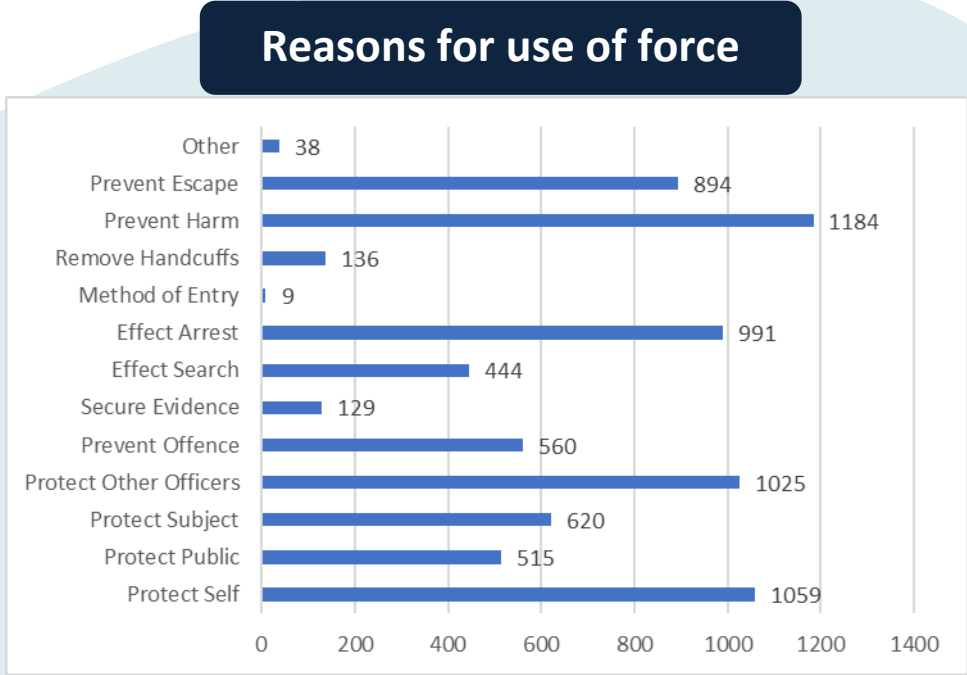
## Q1 2022/23 –April to June

**Data limitations to note:** This summary provides an insight into the number and content of the submitted use of force forms. **It should be noted that this does not provide an overview of the incidents themselves.** More than one form can be submitted against an individual incident if multiple officers are involved. It should also be noted that each form submitted can include multiple reasons for the use of force and various tactics may have been used. Details of the subject on the forms submitted will be duplicated. Therefore figures provided are purely an indication of the forms themselves.



Use of Force is used in a **very small portion** of incidents attended

**1,757** Use of Force submissions in Q1 2022/23



**34.63%** of forms submitted related to a **street / highway**

**19.47%** were in **custody**

Police Officers have a **positive duty** to act and therefore will often place themselves between the threat and the public to **protect others**.

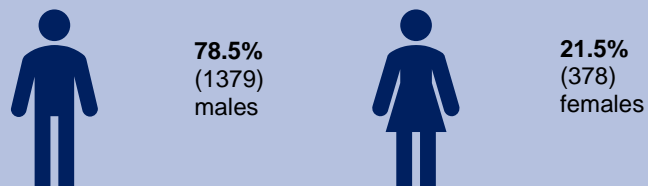
### Tactics used

<b>Physical Restraint</b>	1119
Of which Compliant Handcuffing	589
Of which Non-Compliant Handcuffing	1227
Of which limb restraints	224
Of which ground restraint	708
<b>Physical Strike</b>	115
Of which shield	
<b>Of which Unarmed Skills (Physical Restraint + Strike)</b>	608
<b>Baton</b>	3
<b>Firearm</b>	29
<b>Irritant Spray</b>	81
<b>Police Dog</b>	2
<b>Restraint Accoutrement</b>	123
<b>Tactical Communications</b>	171
<b>Taser</b>	83
<b>Other</b>	48

**Physical restraint** is the most used tactic.

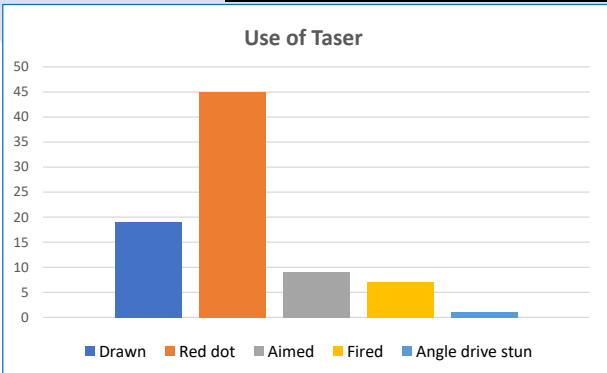
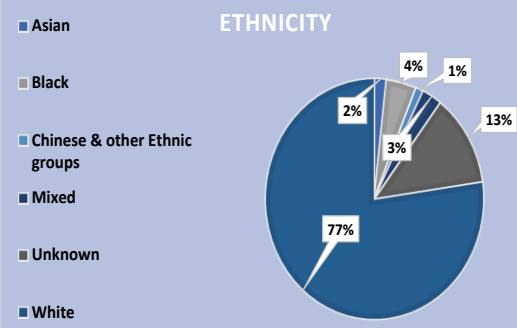
### Subjects of forms submitted

**8 out of 10** subjects were **Male**



In **50.0%** (878) of the forms submitted the subject was aged between **18-34 years old**

Person Age		
0-10	2	0.1%
11-17	207	11.8%
18-34	878	50.0%
35-49	455	25.9%
50-64	184	10.5%
65 and over	26	1.5%
Unknown	5	0.3%



If the same tactic is used more than once by an officer at an incident it is only counted once. However as more than one tactic can be used in a single incident then the overall totals for tactics used will be higher than the number of incidents recorded.